

Bellevue School District

Local Control Accountability Plan

COMMUNITY FORUM & ROUNDTABLE DISCUSSION

March 17, 2016

The mission of the Bellevue School District is to provide a safe environment which promotes academic excellence, responsible citizens, and a life-long desire for learning.

Superintendent's Welcome

- Introductions
- Purpose of meeting
- Welcome Message from our Board President



Agenda

- LCFF Background
- Local Control Accountability Plan
- 2015-2016 Survey Feedback Analysis
- Bellevue Academic Achievement Data
- Comments



Local Control Funding Formula

State Policy Deliberation & Local Community Engagement



Local Control Funding formula (LCFF)



School Funding and LCFF

LCFF is a School Funding Model

- New California K-12 financial system: First major reform 40 years
- Replaces complex system with a simplified K-12 district funding
- Most categorical programs removed and funding included in “base”
- Under LCFF, school districts across CA will see an increase in per-pupil funding
- Some districts will see larger growth in funding than others

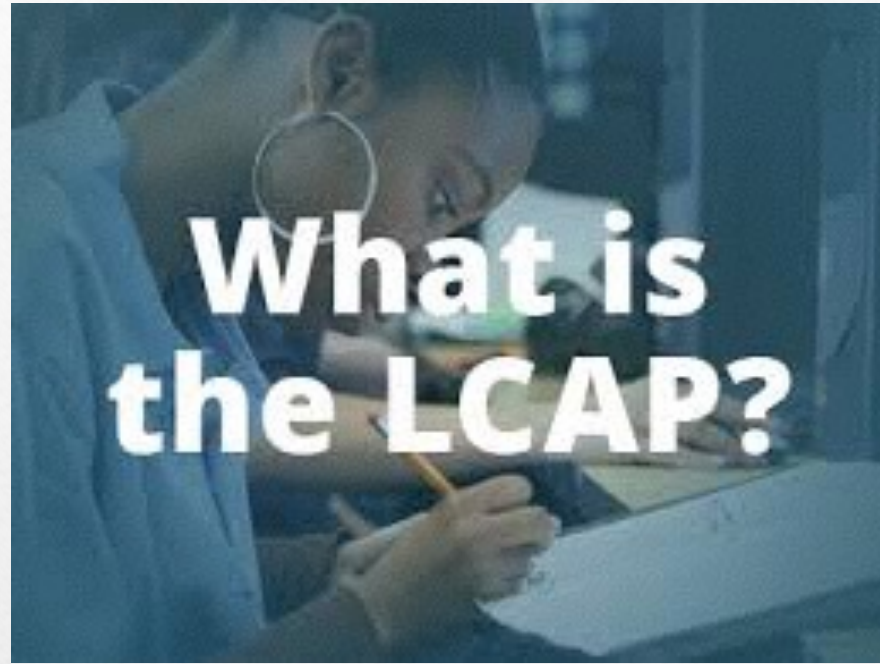


LCFF & LCAP

As a result of the Local Control Funding Formula (LCFF) and per Education Code section 52060, **school districts are required to write a Local Control Accountability Plan for the school district and each school within the district.**

The plan should contain **goals and specific actions to achieve those goals for all pupils and each subgroup of pupils** identified in Education Code section 52052, including pupils with disabilities, for each of the state priorities and any locally identified priorities.





Local Control Accountability Plan



The Three LCAP Elements

**SECTION 1:
STAKEHOLDER ENGAGEMENT**

**SECTION 2:
GOALS AND PROGRESS
INDICATORS**

**SECTION 3:
ACTIONS, SERVICES, AND EXPENDITURES**



The Eight State Priority Areas

8 State Priorities

Engagement

Student

Outcomes

Parental
Involvement

Student
Engagement

School Climate

Course Access

CCSS
Implementation

Basic Services

Other Student
Outcomes

Student
Achievement

Conditions for
Learning



BELLEVUE'S LCAP GOALS 2015-2016

GOAL #1

Belleview Elementary will provide a classroom environment that provides high quality, equitable conditions of learning for each student by offering **small class sizes**.



BELLEVIEW'S LCAP GOALS 2015-2016

GOAL #2

Assure **early literacy** to promote physical, social-emotional, cognitive, language and literacy throughout the K- 8 experience.



BELLEVUE'S LCAP GOALS 2015-2016

GOAL #3

Students will receive high quality instruction and **intervention** to eliminate the achievement gap.



SURVEY SAYS.....

All stakeholders were surveyed and the results of the students, staff and parent responses were summarized.

PARENT HIGHLIGHTS...

- ... value small class sizes, excellent teachers and high expectations for their child.
- ... appreciate the welcoming, friendly and caring staff and students' access to state-adopted materials.
- ...appreciate additional intervention programs offered to struggling students.
- ...appreciate more opportunities for music and art.
- ... would like to see rules enforced fairly and consistently at school with no tolerance of bullying.



SURVEY SAYS.....

All stakeholders were surveyed and the results of the students, staff and parent responses were summarized.

STAFF HIGHLIGHTS...

- ...small class sizes are valued, and Belleview has great teachers and a caring and dedicated staff.
- ...there are high expectations for students to do high quality work.
- ... reading and math need to be a top priority.
- ... desire more opportunities to plan and collaborate with each other, and additional resources to teach the common core standards.
- ... additional need for interventions for struggling students.
- ...additional opportunities for art & music activities.
- ... appreciate and welcome increased parent involvement.



SURVEY SAYS.....

All stakeholders were surveyed and the results of the students, staff and parent responses were summarized.

STUDENT (Gr. 1-3) HIGHLIGHTS...

- ... enjoy reading, lunch and playing at recess.
- ... appreciate a safe and clean school.
- ... want a better playground, more room to play soccer and for other kids to treat them nicely.
- ... would like access to a computer or iPad at home.



SURVEY SAYS.....

All stakeholders were surveyed and the results of the students, staff and parent responses were summarized.

STUDENT (Gr. 4-8) HIGHLIGHTS...

- ...the best thing about Belleview are the teachers, administration and staff.
- ... dislike some of the rules.
- ... desire an improved playground.
- ... desire a positive atmosphere in the cafeteria.
- ... feel they have the books and materials needed for learning at school and feel confident that they are achieving at math and completing their homework.
- ... appreciate a clean school and value a “no bullying” policy.
- ... would like access to a computer or iPad at home.



Student Achievement Data

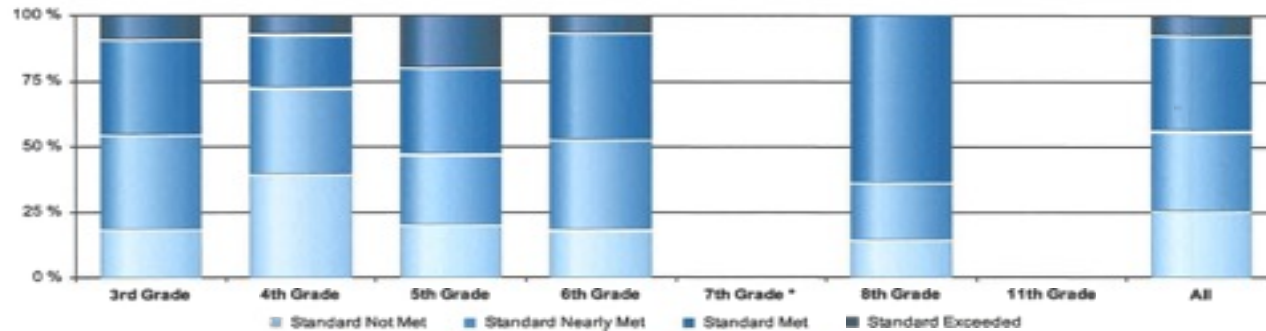
CAASPP Bellevue ELA Results

3/4/2016

2015 Bellevue Elementary School Results – CAASPP Reporting (CA Dept of Education)

ENGLISH LANGUAGE ARTS/LITERACY

Achievement Level Distribution



[English Language Arts/Literacy Achievement Level Descriptors](#)

All Students

MATHEMATICS

Achievement Level Distribution

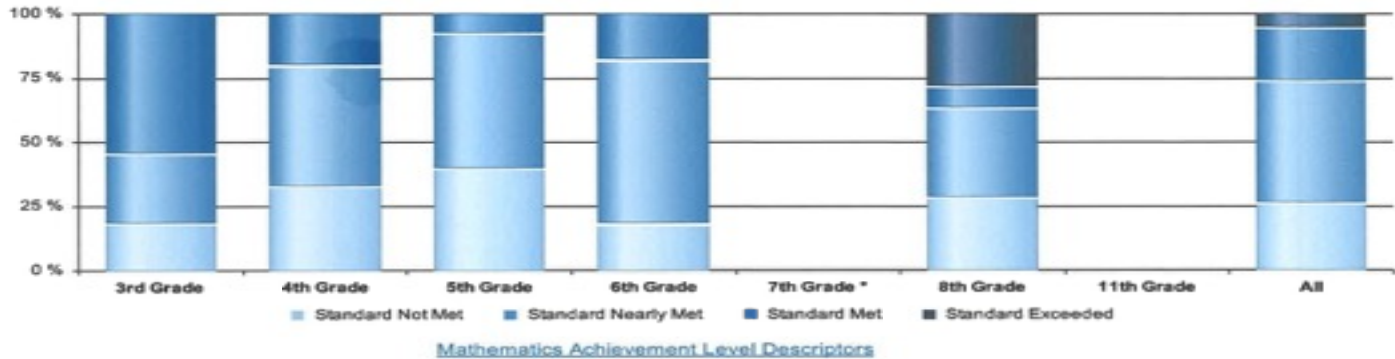


Student Achievement Data

CAASPP Bellevue Math Results

3/4/2016

2015 Bellevue Elementary School Results – CAASPP Reporting (CA Dept of Education)



All Students



2015 CAASPP Comparison Tuolumne County

DISTRICT	ELA % Proficient	Math % Proficient
BELLEVIEW	47.8	27.9
Sonora	44.7	36.7
Columbia	40.7	41.5
Curtis Creek	38.2	21.4
Jamestown	25.1	23
Soulsbyville	44	35.8
Summerville	44.5	32.6
Twain Harte	34.1	38
Tenaya	27.9	12.9
Gold Rush	26.6	13.9
Chinese Camp	26.7	33.3
Foothill	42	32
COUNTY AVERAGE	36.9	29
STATE AVERAGE	43.7	33.4



Student Achievement Data

STAR Benchmark Reading Results

STAR Reading 2015-16			
Grade	Average SGP Student Growth Percentile	Average SS Scaled Score	Average GE Grade Equivalent
7/8th	51	+64	8.2
6th	No Scores Available		
4/5th	61	+83	5.0
3rd	36	+35	3.3
2nd	83	+114	2.6
1st	20	+28	1.6



Student Achievement Data

STAR Benchmark Math Results

STAR Math 2015-16			
Grade	Average SGP Student Growth Percentile	Average SS Scaled Score	Average GE Grade Equivalent
7/8th	70	+30	7.9
6th	72	+61	7.7
4/5th	29	+20	4.3
3rd	55	+43	3.6
2nd	58	+67	2.6
1st	Not applicable - see next chart		



1st Grade Math Benchmark Data

1st Grade Math Assessment 2015-16

SKILL	Over 75% Proficient
Number name & identification	85%
Number object correspondence	62%
Sequence completion	69%
Composing and decomposing	92%
Measurement	85%



Kindergarten Benchmark Data 2015-16

Kindergarten Assessment 2015-16

SKILL	% Proficient
Phonemic Awareness Average	80%
Phonics 1	60%
Pre-Reading	60%
Pre-Math	80%



Interim Assessments
2015-2016

ELA INTERIM ASSESSMENTS

(Explanatory Performance Task)

2015-16

Grade	# Above Standard	# At Near Standard	# Below Standard
7/8 th	11	8	1

Math INTERIM ASSESSMENTS

(Ratio & Proportions)

2015-16

Grade	# Above Standard	# At Near Standard	# Below Standard
7/8 th	7	3	2



Digging Deeper and Feedback

