

Belleview School District

Local Control Accountability Plan COMMUNITY FORUM & ROUNDTABLE DISCUSSION

April 12, 2018

VISION: The Belleview School Community will promote academic excellence and build positive character.

MISSION STATEMENT: Belleview will ensure that all students have meaningful learning experiences, empowering them to succeed in an ever-changing world!

Superintendent's Welcome

- Introductions
- Purpose of meeting
- Welcome Message from our Board President



Agenda

- LCFF Background
- Local Control Accountability Plan
- 2017-2018 Survey Feedback Analysis
- Bellevue Academic Achievement Data
- Comments



Local Control Funding Formula

State Policy Deliberation & Local Community Engagement



Local Control Funding
formula (LCFF)



School Funding and LCFF

LCFF is a School Funding Model

- New California K-12 financial system: First major reform 40 years
- Replaces complex system with a simplified K-12 district funding
- Most categorical programs removed and funding included in “base”
- Under LCFF, school districts across CA will see an increase in per-pupil funding
- Some districts will see larger growth in funding than others



LCFF & LCAP

As a result of the Local Control Funding Formula (LCFF) and per Education Code section 52060, **school districts are required to write a Local Control Accountability Plan for the school district and each school within the district.**

The plan should contain **goals and specific actions to achieve those goals for all pupils and each subgroup of pupils** identified in Education Code section 52052, including pupils with disabilities, for each of the state priorities and any locally identified priorities.



A photograph of a woman with large hoop earrings, wearing a blue shirt, sitting at a desk and writing in a notebook. The image is overlaid with a semi-transparent blue filter. The text "What is the LCAP?" is written in white, bold, sans-serif font across the center of the image.

**What is
the LCAP?**

Local Control Accountability Plan



The Three LCAP Elements

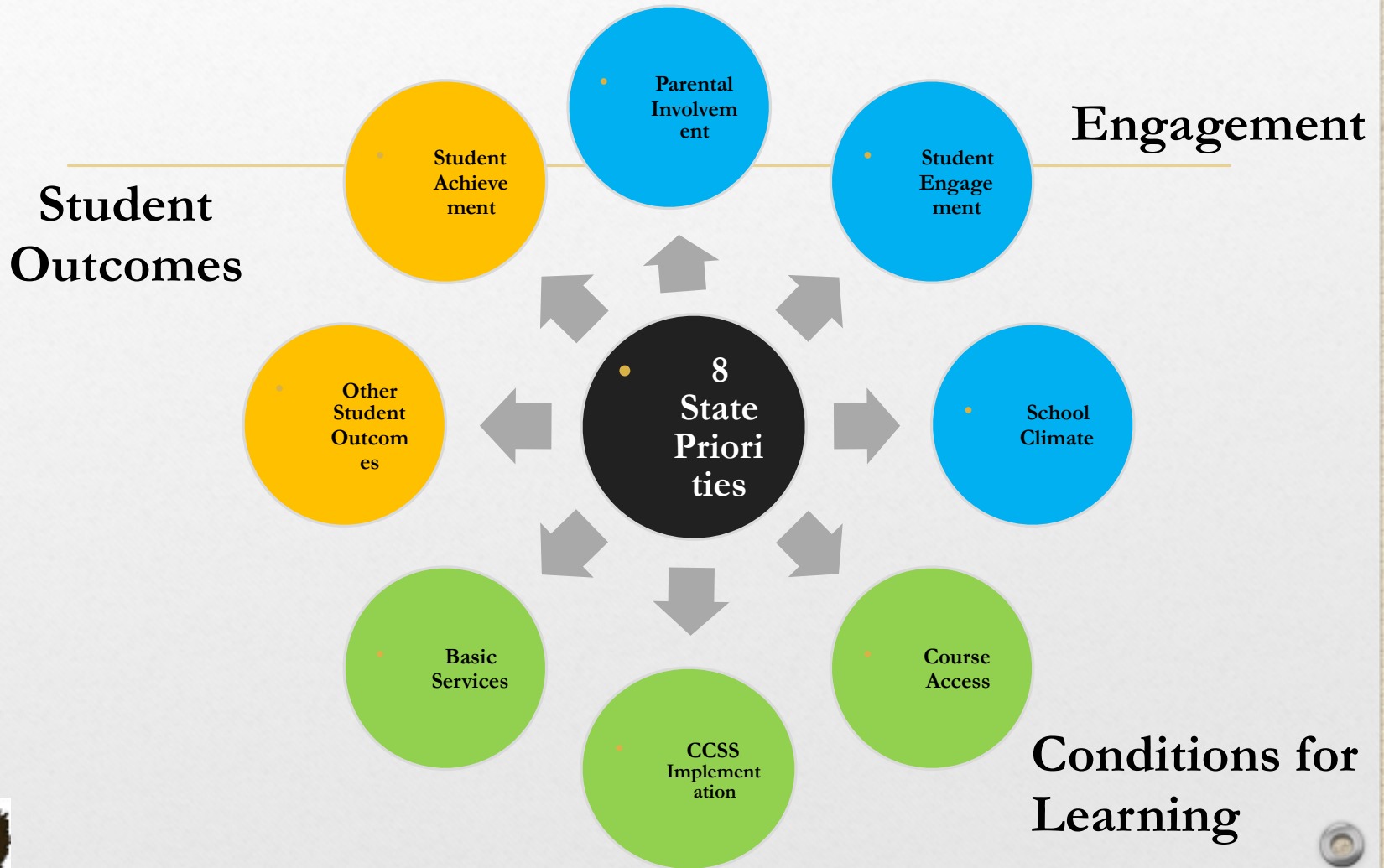
SECTION 1:
STAKEHOLDER ENGAGEMENT

SECTION 2:
GOALS AND PROGRESS INDICATORS

SECTION 3:
ACTIONS, SERVICES, AND EXPENDITURES



The Eight State Priority Areas





Local Control Funding Formula Priorities/Whole Child Resource Map <https://www.cde.ca.gov/eo/in/lcff1sys-resources.asp>



BELLEVIEW'S LCAP GOALS 2017-2018

GOAL #1

Bellevue Elementary will provide a classroom environment that provides high quality, equitable conditions of learning for each student by offering **small class sizes and a well-maintained facility.**



BELLEVUE'S LCAP GOALS 2017-2018

GOAL #2

All students will meet the State's common core standards in **literacy and math**. Students will be assured early literacy and math skills that promote physical, social-emotional, cognitive, academic achievement throughout the K- 8 experience.



BELLEVIEW'S LCAP GOALS 2017-2018

GOAL #3

Equity is at Belleview's core with **support for the whole child** that includes a positive school environment and a learning climate that incorporates instructional practices that support the academic, social, emotional and physical needs of its students.



BELLEVUE'S LCAP GOALS 2017-2018

GOAL #4

Students will have the opportunity to participate in **art, music, technology and other enrichment programs** including field trips and activities for the gifted.



SURVEY SAYS.....

All stakeholders were surveyed and the results of the students, staff and parent responses were summarized.

PARENT HIGHLIGHTS...

- Belleview School has a friendly environment and welcoming office staff.
- The school communicates and implements its goals, philosophies and policies adequately.
- My child enjoys going to school.
- There is good communication between home and school.
- Teachers and staff at Belleview treat students with respect
- ...please keep the music program.
- ... value small school and small class size.
- ...more support for students who struggle in reading & math



SURVEY SAYS.....

All stakeholders were surveyed and the results of the students, staff and parent responses were summarized.

STAFF HIGHLIGHTS...

- School facilities are clean and well-maintained.
- Reading & literacy are a priority at Belleview and teachers have the State-adopted materials.
- Belleview is welcoming and encourages parent involvement.
- There is good communication between home and school.
- The staff at Belleview treat each other with respect.
- Belleview School does not tolerate bullying.
- Teachers expect students to do high quality work
- Teachers would like more interventions for struggling students
- Staff would like more time to collaborate and participate in professional development
- Teachers value and would appreciate increased parent involvement



SURVEY SAYS.....

All stakeholders were surveyed and the results of the students, staff and parent responses were summarized.

STUDENT (Gr. 1-3) HIGHLIGHTS...

- ... feels safe at school
- ...love their teacher
- ...enjoys reading and math wants to improve in reading
- ... appreciate a safe and clean school.
- ... love their teachers, and feel like they are helpful and fair
- ... enjoy using computers at school and would like access to a computer or iPad at home.
- ... want other kids to treat them nicely.



SURVEY SAYS.....

All stakeholders were surveyed and the results of the students, staff and parent responses were summarized.

STUDENT (Gr. 4-8) HIGHLIGHTS...

- ...the best thing about Belleview are the teachers, administration and staff.
- ...the staff treats students respectfully and nicely
- ...The 'core values' improve the school
- ...would like the field to be improved
- ...want vending machines
- ...improve the upper playground equipment
- ...would like to participate in music next year
- ..."I like Belleview because it is a small school and people are nice. Belleview is AMAZING!"



Student Achievement Data

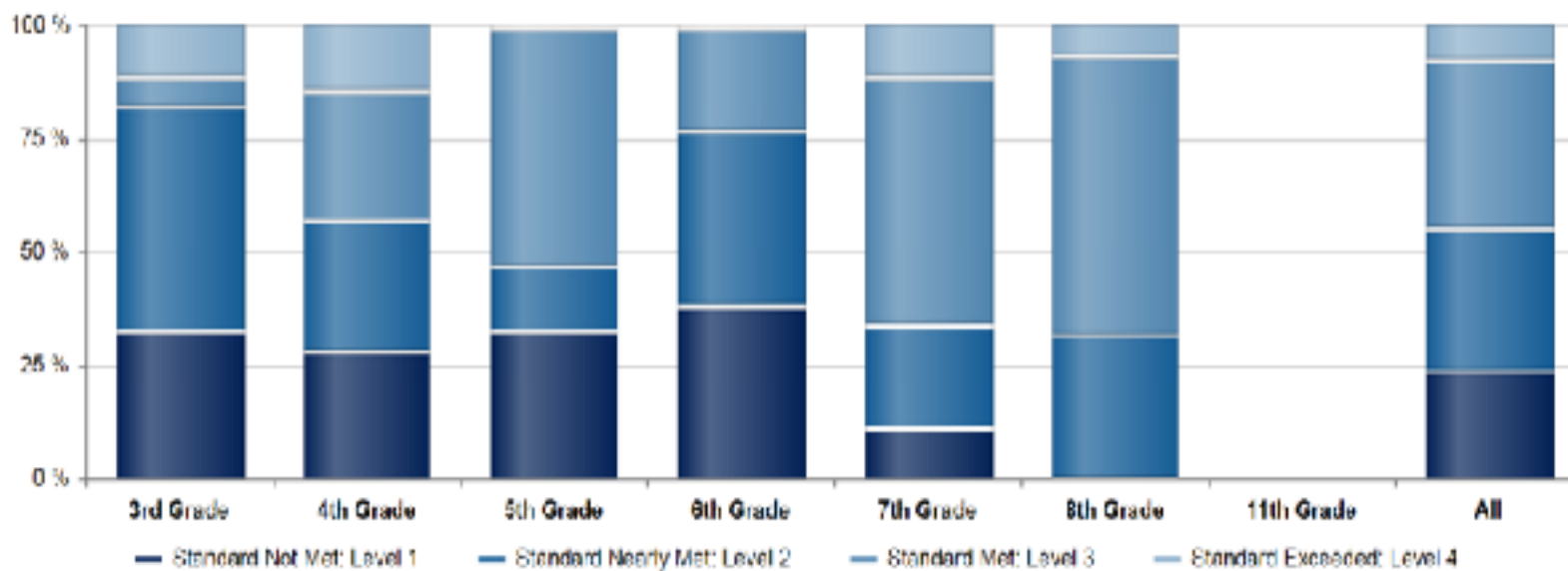
2016-2017

CAASPP Bellevue ELA Results

Smarter Balanced Results (2017)

ENGLISH LANGUAGE ARTS/LITERACY

Achievement Level Distribution



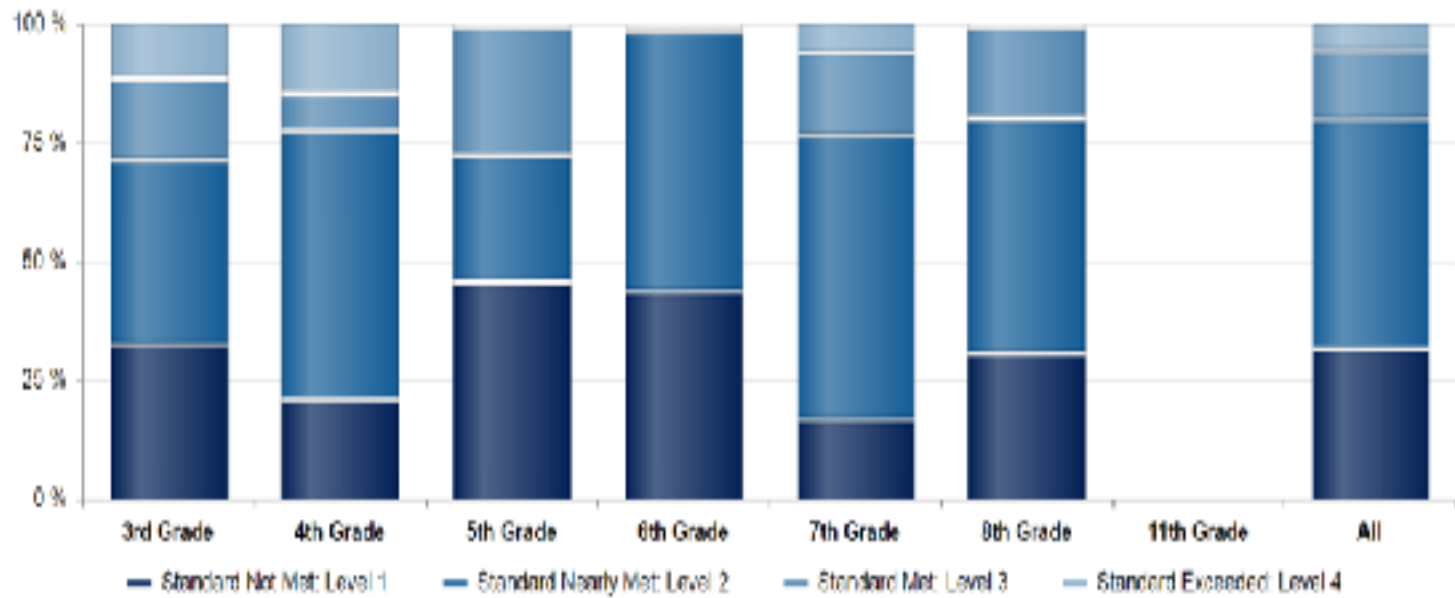
Student Achievement Data

2016-2017

CAASPP Bellevue Math Results

MATHEMATICS

Achievement Level Distribution






2016-2017 CAASPP Comparison Tuolumne County

DISTRICT	ELA % 15-16	Math % 15-16	ELA % *16-17	Math % 16-17
SHS	63	31	77	45
C Camp	34	31	55	55
Sonora El	55	45	53	43
Sum HS	72	40	51	20
Curtis Creek	39	26	49	32
Twain Harte	39	44	47	50
BELLEVIEW	39	31	44	19
Summerville	49	37	43	34
Columbia	44	39	42	34
Soulsbyville	44	30	41	27
Gold Rush	33	22	39	25
Tenaya	28	17	35	15
FLA	28	20	34	17
Jamestown	34	21	31	21
TCSOS	25	0	N/A	N/A
COUNTY	37	29	47	32
STATE	49	37	49	38



Bellevue Grade Level 2015-16 & 2016-17 Comparison

Grade Level	ELA Proficient 2015-16	ELA Proficient 2016-17	MATH Proficient 2015-16	MATH Proficient 2016-17
3 rd	33%	18%	30%	24%
4 th	19%	40%	31%	21%
5 th	19%	53%	13%	27%
6 th	47%	22%	24%	0%
7 th	85%	67%	36%	23%
8 th	n/a	69%	n/a	19%

KEY	
	Cohort Group
	Increase
	Decrease



Student Achievement Data

STAR Benchmark Reading Results

STAR Reading – 2017/2018

Grade	Average SGP Student Growth Percentile	Average SS Scaled Score (Growth)	Average GE Grade Equivalent
8th	53	+16	8.1
7th	57	+74	6.9
6th	49	+16	5.4
4/5th	47	+51	5.5
3/4th	40	+43	3.8
2nd	75	+138	2.5
1st	21	+74	1.6



Student Achievement Data

STAR Benchmark Math Results

STAR Math – 2017/2018

Grade	Average SGP Student Growth Percentile	Average SS Scaled Score (Growth)	Average GE Grade Equivalent
*8 th	50%	+35.5%	N/A
7 th	N/A	N/A	8.1
6 th			
4/5 th	42	+58	5.3
3/4 th	23	+30	3.5
2 nd	62	+139	2.4
1 st	N/A	N/A	1.7

*Note: 8th grade did Big Ideas Math Assessment, 50% is # proficient on all the standards, as of 3/20/18 and +35.5 is % of increase.



Kindergarten Benchmark Data 2017-2018

Skill	September 2017 % Proficient	March 2018 % Proficient
Uppercase Letters	25%	86%
Lowercase Letters	25%	86%
Lowercase Sounds	20%	63%
Sight Words (not all students tested)	14%	38%
Shapes	1%	63%
Number Recognition	50%	78%
Count by 10's to 100	0%	70%
Count to 100	0%	46%



1st Grade High-Frequency Words Reading Data

2017-2018

Second Trimester Scores	High Frequency Words Total % Mastery	Reading Fluency Scores Percentile Rank Average
	79.25%	50thile*

Note: The high-frequency words get increasingly more difficult from the first to the second trimester, therefore any growth is very significant. Students are introduced to and asked to learn 5 new words each week.

Five of the students were given a more challenging reading passage so this thile rank is actually higher.



8th Grade SMI & SRI 2017-2018 (High School Readiness)

Test	% Below Basic	% Basic	% Proficient	% Advanced
SMI (Math)	8%	38%	46%	8%
SRI (Reading)	7%	14%	43%	36%

8th grade students were tested in March to determine high school placement and this table represents the results.



Belleview Suspensions/Expulsions

Suspensions at 2nd Trimester End

2016-2017 # of Offenses	2016-2017 # of Days	2017-2018 # of Offenses	2017-2018 # of Days
8	14	4	7

***No expulsions in 2015/16 or 2016/17 or 2017/18**



Digging Deeper and Feedback

